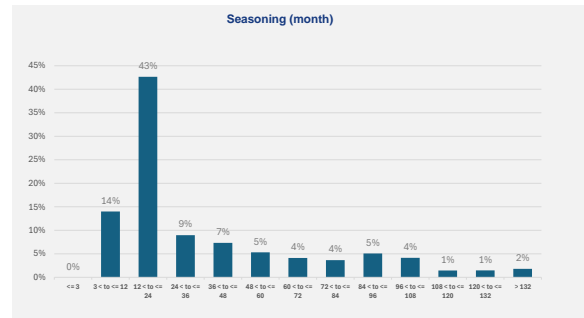


Stratification Report (Collateral Data as at 31 July 2024)

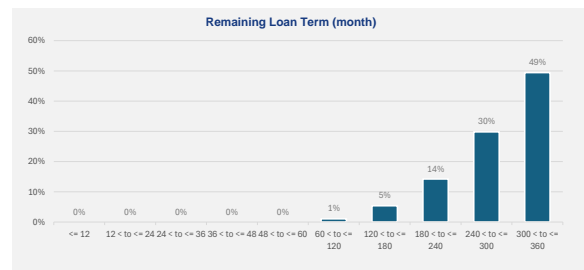
SEASONING (MONTH)

Seasoning (month)	Current				At Issue (as at 31 Mar 2024)			
	No. of Loans	%	Value (AUD)	%	No. of Loans	%	Value (AUD)	%
<= 3	0	0%	0	0%	0	0%	0	0%
3 < to <= 12	108	9%	45,084,440	14%	167	14%	68,774,440	20%
12 < to <= 24	439	38%	137,409,890	43%	468	39%	142,425,328	41%
24 < to <= 36	110	10%	28,920,663	9%	91	8%	26,215,194	8%
36 < to <= 48	81	7%	23,669,453	7%	79	7%	21,509,032	6%
48 < to <= 60	73	6%	17,093,189	5%	79	7%	18,442,525	5%
60 < to <= 72	65	6%	13,298,290	4%	60	5%	11,819,509	3%
72 < to <= 84	61	5%	11,762,433	4%	74	6%	15,828,560	5%
84 < to <= 96	82	7%	16,346,646	5%	93	8%	19,606,731	6%
96 < to <= 108	64	6%	13,401,388	4%	39	3%	8,436,986	2%
108 < to <= 120	17	1%	4,642,385	1%	15	1%	4,037,581	1%
120 < to <= 132	19	2%	4,773,103	1%	16	1%	4,271,255	1%
> 132	28	2%	5,787,279	2%	29	2%	5,852,439	2%
Total	1,147	100%	322,189,159	100%	1,210	100%	347,219,580	100%



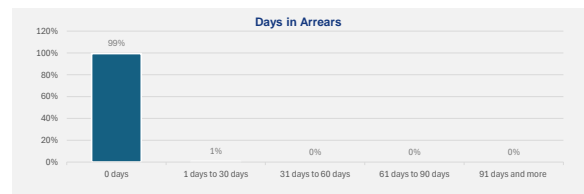
REMAINING LOAN TERM (MONTH)

Remaining Loan Term (month)	Current				At Issue (as at 31 Mar 2024)			
	No. of Loans	%	Value (AUD)	%	No. of Loans	%	Value (AUD)	%
<= 12	0	0%	0	0%	0	0%	0	0%
12 < to <= 24	0	0%	0	0%	0	0%	0	0%
24 < to <= 36	0	0%	0	0%	0	0%	0	0%
36 < to <= 48	0	0%	0	0%	0	0%	0	0%
48 < to <= 60	0	0%	0	0%	0	0%	0	0%
60 < to <= 120	28	2%	3,493,252	1%	28	2%	3,706,470	1%
120 < to <= 180	96	8%	17,425,827	5%	94	8%	16,618,469	5%
180 < to <= 240	197	17%	45,888,866	14%	191	16%	45,844,244	13%
240 < to <= 300	362	32%	96,092,589	30%	376	31%	101,222,999	29%
300 < to <= 360	464	40%	159,288,626	49%	521	43%	179,827,398	52%
Total	1,147	100%	322,189,159	100%	1,210	100%	347,219,580	100%



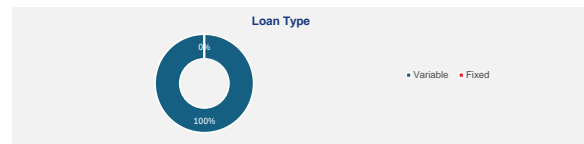
Arrears

Days in Arrears	Current				At Issue (as at 31 Mar 2024)			
	No. of Loans	%	Value (AUD)	%	No. of Loans	%	Value (AUD)	%
0 days	1,140	99%	320,359,094	99%	1,210	100%	347,219,580	100%
1 days to 30 days	7	1%	1,830,066	1%	0	0%	0	0%
31 days to 60 days	0	0%	0	0%	0	0%	0	0%
61 days to 90 days	0	0%	0	0%	0	0%	0	0%
91 days and more	0	0%	0	0%	0	0%	0	0%
Total	1,147	100%	322,189,159	100%	1,210	100%	347,219,580	100%



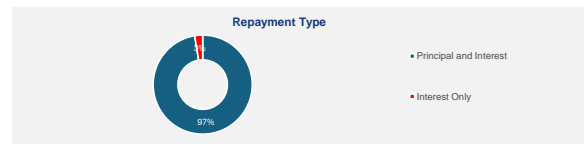
LOAN TYPE

Loan Type	Current				At Issue (as at 31 Mar 2024)			
	No. of Loans	%	Value (AUD)	%	No. of Loans	%	Value (AUD)	%
Variable	1,147	100%	322,189,159	100%	1,210	100%	347,219,580	100%
Fixed	0	0%	0	0%	0	0%	0	0%
Total	1,147	100%	322,189,159	100%	1,210	100%	347,219,580	100%



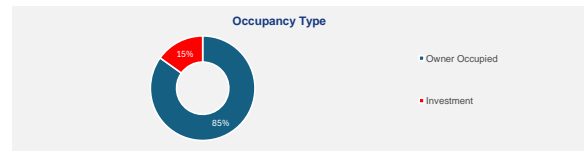
REPAYMENT TYPE

Repayment Type	Current				At Issue (as at 31 Mar 2024)			
	No. of Loans	%	Value (AUD)	%	No. of Loans	%	Value (AUD)	%
Principal and Interest	1,123	98%	313,857,974	97%	1,182	98%	337,950,366	97%
Interest Only	24	2%	8,331,185	3%	28	2%	9,269,214	3%
Total	1,147	100%	322,189,159	100%	1,210	100%	347,219,580	100%



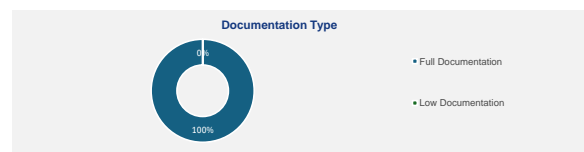
Occupancy Type

Occupancy Type	Current				At Issue (as at 31 Mar 2024)			
	No. of Loans	%	Value (AUD)	%	No. of Loans	%	Value (AUD)	%
Owner Occupied	987	86%	273,383,212	85%	1,036	86%	294,079,011	85%
Investment	160	14%	48,805,947	15%	174	14%	53,140,569	15%
Total	1,147	100%	322,189,159	100%	1,210	100%	347,219,580	100%



Documentation Type

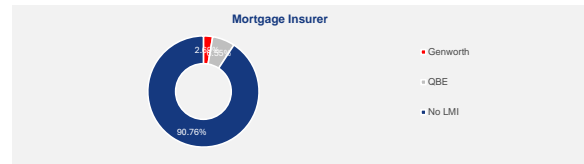
Documentation Type	Current				At Issue (as at 31 Mar 2024)			
	No. of Loans	%	Value (AUD)	%	No. of Loans	%	Value (AUD)	%
Full Documentation	1,147	100%	322,189,159	100%	1,210	100%	347,219,580	100%
Low Documentation	0	0%	0	0%	0	0%	0	0%
Total	1,147	100%	322,189,159	100%	1,210	100%	347,219,580	100%



Stratification Report (Collateral Data as at 31 July 2024)

Mortgage Insurer

Mortgage Insurer	Current				At Issue (as at 31 Mar 2024)			
	No. of Loans	%	Value (AUD)	%	No. of Loans	%	Value (AUD)	%
Genworth	32	2.79%	8,659,467	2.69%	33	2.73%	9,008,753	2.62%
QBE	74	6.45%	21,111,721	6.55%	78	6.45%	22,630,787	6.52%
No LMI	1,041	90.76%	292,417,971	90.76%	1,099	90.83%	315,580,040	90.89%
Total	1,147	100%	322,189,159	100%	1,210	100%	347,219,580	100%



Top 20 Postcodes

Postcodes	Current			
	No. of Loans	%	Value (AUD)	%
6112	50	4.36%	14,677,842	4.56%
6164	38	3.31%	12,569,369	3.90%
6065	33	2.88%	9,942,374	3.09%
6210	40	3.49%	9,632,535	2.99%
6163	23	2.01%	8,268,828	2.57%
6171	25	2.18%	8,173,467	2.54%
6055	23	2.01%	7,826,033	2.43%
6110	32	2.79%	7,768,636	2.41%
6155	22	1.92%	7,353,580	2.28%
6030	23	2.01%	6,151,583	1.91%
6018	16	1.39%	5,979,437	1.86%
6061	25	2.18%	5,863,038	1.82%
6056	22	1.92%	5,741,840	1.78%
6069	21	1.83%	5,655,760	1.76%
6169	23	2.01%	5,577,676	1.73%
6107	23	2.01%	5,531,186	1.72%
6122	21	1.83%	5,495,988	1.71%
6167	21	1.83%	5,377,562	1.67%
6230	26	2.27%	4,890,241	1.52%
6026	15	1.31%	4,834,737	1.50%
Other	625	54.49%	174,877,447	54.28%
Total	1,147	100%	322,189,159	100%

